










## SCHEDA TECNICA MACCHINA SOTTOVUOTO QUCINO **MOD. Q072**

<p><b>Macchina sottovuoto a campana</b> <b>Vacuum packing machine</b></p>	 <b>Q072</b> (Rf.C412)	
<b>Caratteristiche macchina sottovuoto – Vacuum packing machine features</b>		
	Dimensioni - <i>Dimensions</i> (cm) L - P – H	51x58,5x43,5h
	Peso netto – <i>Net weight</i>	46 kg.
	Dimensioni camera a vuoto - <i>Vacuum chamber</i> (cm) L - P – H	43,5x43,5x18h
	Barra saldante – <i>Sealing beam</i>	41 cm.
	N° programmi <i>N° programs</i>	10
	Pompa - <i>Vacuum pump</i>	12 mc/h
	Potenza totale - <i>Total power input</i>	750 W
	Tensione alimentazione standard - <i>Standard input voltage</i>	230V / 1 / 50 Hz
<p><b>Dotazioni standard:</b> equipaggiamento full-optional - costruzione in acciaio inox ed angoli arrotondati della camera a vuoto – pompa del vuoto a bagno d'olio - Coperchio bombato - Pannello comandi digitale - Nuovo sistema sollevamento barra.  <i>Standard equipment: full-optional equipment - stainless steel construction - Vacuum chamber with honed edges - Vacuum pump oil-lubricated - Convex lid - Command board digital - New solution for beam's lift</i></p>		